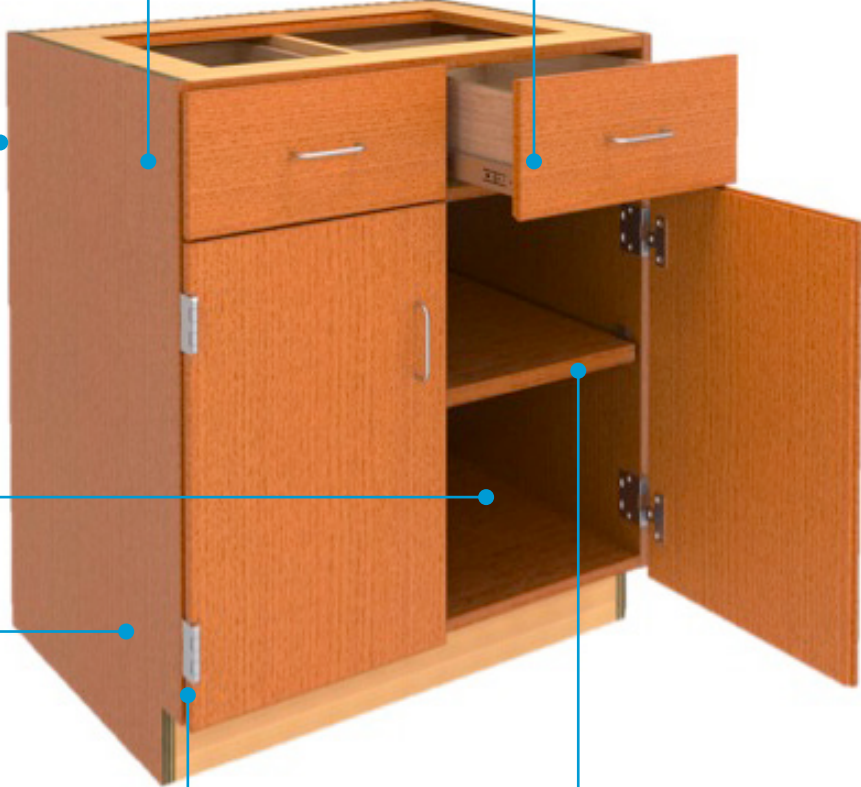


Traditional Wood Series

Product Data Sheet



Back Panel
Fixed one-piece 1/4" [7 mm] veneer or MDF core plywood with veneer to match cabinet interior
Drawer units include back panel

Cabinet Body
Veneer core plywood
Grade A veneer

Door and Drawer Fronts
See information and options on the back side

Cabinet Interiors
Cupboard interior species and finish to match exposed surfaces

Flat-Line Finishing System
Ensuring compliance with AWI quality standards and SEFA-8
The most durable laboratory finish with boardroom quality appearance

Hinge Options
5 knuckle hinges with 270 degree swing available in brush chrome and stainless steel finishes

Shelving
1" [25 mm] shelving adjustable on 1-1/4" [32 mm] increments via twin pin seismic clips

Species Options
Red oak
White maple

Traditional Wood Cabinetry

Full Top Frame
Solid hardwood, front to match cabinet species

Rails
Solid hardwood to match cabinet species

Edge Banding
3/8" [10 mm] hardwood edge banding on cabinet body and shelving

AWI Doweling Pattern
Maximum of 4" [101.6 mm] on center with a minimum of two dowels per joint

Drawer Box

Construction
Dovetail joinery on all four joints

Material
Drawer back, sub-front and sides to be of 1/2" [12 mm] solid hardwood to match cabinet species
Drawer bottom to be 1/4" [7 mm] veneer core plywood (1/2" [12 mm]) for drawers over 24" wide


Slides
Drawer slides are 100 lb 3/4 extension
File drawer slides are 150 lb full extension

Full Product Line Up


Base, wall and tall cabinets; fixed, mobile and suspended options; specialty cabinets for science and various classroom applications...our "standard solutions" answer all of your "custom needs".




FRONT STYLE 1
"Lipped Radiused Edges"



FRONT STYLE 2
"Radiused Edges"



FRONT STYLE 3
"Eased Edges"



Features

- Lipped and radiused edges all around
- Fronts project 3/8" [10 mm] from cabinet body
- Combination grain
- 1/2" [12 mm] reveal on ends
- 1/8" [3 mm] reveal between fronts

Drawer fronts

- Solid lumber
- Horizontal grain

Doors

- Particle core with solid lumbar rail-and-stile glued frame all around, and veneer on front and back

Veneer

- Grade AA plain sliced white maple or red oak center balanced and slip matched

Features

- Radiused edges all around
- Combination grain
- 1/4" [6 mm] reveal on ends
- 1/8" [3 mm] reveal between fronts

Drawer fronts

- Solid lumber
- Horizontal grain

Doors

- Particle core with solid lumbar rail-and-stile glued frame all around, and veneer on front and back

Veneer

- Grade AA plain sliced white maple or red oak center balanced and slip matched

Features

- Eased edges all around
- Vertical grain match
- 1/16" [1.5 mm] reveal on ends
- 1/8" [3 mm] reveal between fronts

Drawer fronts

- Particle board core
- 3/16" [5 mm] edge band all around
- Vertical matched grain

Doors

- Particle core with a solid lumbar rail at hinged side, and veneer on front and back
- 3/16" [5 mm] edge band all around

Veneer

- Grade AA plain sliced or quartered maple center balanced and slip matched, or Grade AA plain sliced or rift cut red oak center balanced and slip matched

Traditional Wood Cabinetry
(See information on front page)



53 Courtland Avenue | Vaughan, Ontario, Canada L4K 3T2
905.738.5821 | www.cifsolutions.com

©2020 CiF Lab Solutions LP



CiFLABSOLUTIONS