

▶ Product Data Sheet

Premium MDF can be finished with an opaque, clear or stained finish. All our finishing processes are designed to meet or exceed SEFA-8 finishing specifications. Available in an array of standard colors or for custom projects, color matching is also available.

SEFA Compliant Hardware: Various choices that promise the highest quality and provide various function and aesthetic features.

AWI Premium Stretcher Rail Construction: Precision dowel pin joinery consisting of a front horizontal rail and two vertical back rails.




AA Doors and Drawer Fronts: Can be finished MDF or optional wood veneer plywood to offer an enhanced look.

Flat-line Finishing System: Ensuring compliance with AWI quality standards and SEFA-8 compliance. The most durable laboratory finish with board room quality appearance.

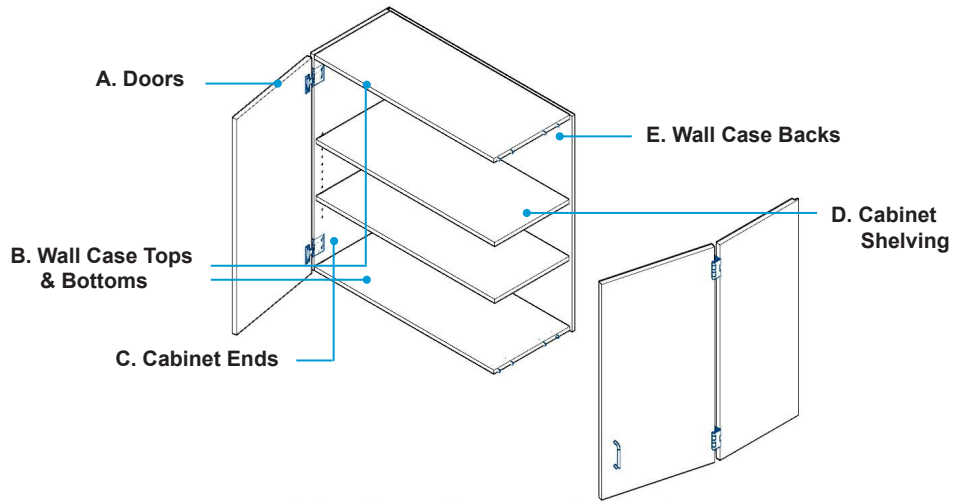
Key Features

Premium Quality	Innovative design and use of materials make our M-Line casework a truly unique choice for your science room casework project. We utilize premium MDF panels with an opaque catalyzed vinyl finish to achieve a truly distinctive product line.
Custom Design	Our custom capabilities and parametric engineering allow us to provide our customers with endless configurations.
Full Product Offering	Fixed, mobile and suspended cabinet options, specialty cabinets (acid, flammable and vacuum pump) and ADA compliant in virtually any veneer species.
Industry Compliance	CiF delivers products that meet performance criteria and contribute to project regulatory standards such as SEFA, AWI-QCP, AWMAC, FSC and LEED contributions.
True to Your Vision	CiF has built a reputation on providing high quality products which meets and exceed the requirements of designers, planners and architects. We pride ourselves in being able to provide innovative solutions for demanding, quality driven clients, who require a level of sophistication not easily found in our industry. At CiF we always take pride in our work and we are always "True to Your Vision".



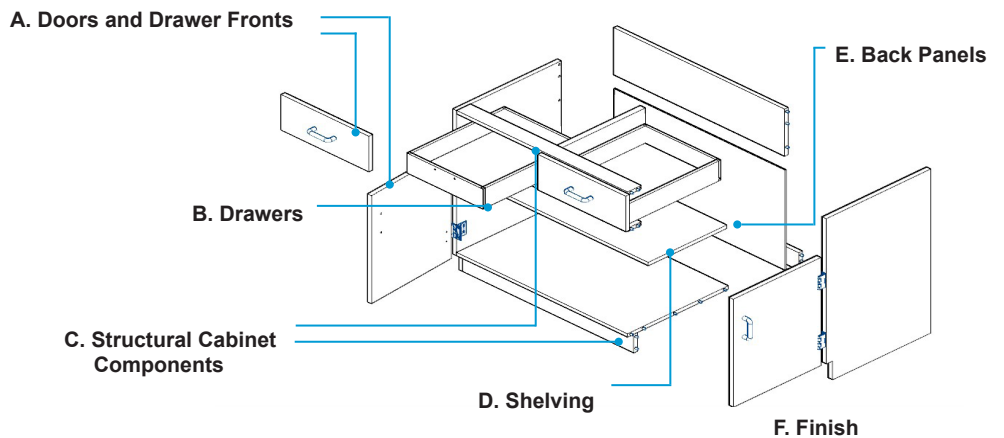
Wall Cabinet Construction

- A. Standard 3/4" MDF panels all exposed edges will be sanded smooth
- B. Standard 1" MDF panels all exposed edges will be sanded smooth
- C. Standard 3/4" MDF panels all exposed edges will be sanded smooth
- D. Standard 3/4" MDF panels all exposed edges will be sanded smooth (shelves over 36" W are 1")
- E. Standard 1/4" white hardboard



Base Cabinet Construction

- A. Standard 3/4" MDF panels all exposed edges will be sanded smooth
- B. Dovetailed drawer box with 1/2" Baltic Birch, with captured bottoms and separate applied fronts
- C. Stretcher rails, toe kicks and end panels are manufactured standard with 3/4" MDF panels all exposed edges will be sanded smooth
- D. Standard 3/4" MDF panels all exposed edges will be sanded smooth (shelves over 36" W are 1")
- E. Standard removable 1/4" white hardboard backs, 3/4" MDF finished backs where rear cabinet is exposed
- F. Our finishing of exposed and semi-exposed surfaces meets AWI and SEFA-8 requirements



*Refer to CiF Lab Solutions M-line Specifications for a comprehensive list of available product options.

