



Contents

General Information.....	LB-2
Library Shelving	LB-3
Study Carrels.....	LB-6
Organization and Display	LB-7
Library Index.....	LB-8

General Information

Please review the following for Library cabinet information. Contact your CiF Solutions dealer for any clarifications.

Casework shown in this section has been pre-engineered specifically for use in the library department.

Be sure to utilize fillers, especially at walls and corners, for proper leveling.

Available in plain sliced red oak or white maple.

Shelving sides, tops and bottoms are 3/4" thick veneer-core plywood.

Adjustable shelves are 1" thick veneer-core plywood.

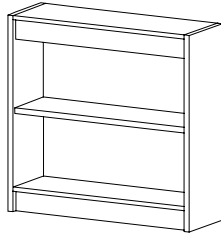
Individual plastic laminate tops are available. Change last digit of catalog number from "0" to "5".

Continuous plastic laminate tops are available. Contact your Sales Representative.

Library Shelving

*Clear Shelf Depths	Single Sided			Double Sided		
Nominal Depth	9"	10"	12"	17"	20"	24"
Actual Cabinet Depth	8.375"	9.875"	11.875"	16.5"	19.5"	23.5"
Actual Shelf Depth	8"	9.5"	11.5"	8"	9.5"	11.5"

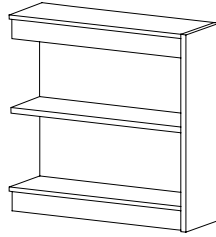
Library Shelving


CAT. NO L4300

DESCRIPTION Two-Shelf Unit
 • One adjustable shelf

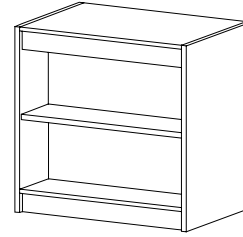
HEIGHT 30 | 36

DEPTH 09 | 10 | 12

WIDTH 25 | 31 | 37

L4350
Two-Shelf Adder
 • Add-on unit for L4300

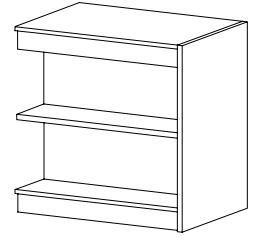
HEIGHT 30 | 36

DEPTH 09 | 10 | 12

WIDTH 24 | 30 | 36

L5300
Double-Sided Two-Shelf Unit
 • One adjustable shelf

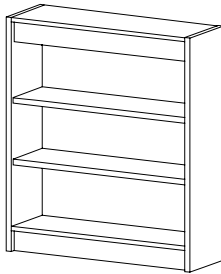
HEIGHT 30 | 36

DEPTH 17 | 20 | 24

WIDTH 25 | 31 | 37

L5350
Double-Sided Two-Shelf Adder
 • Add-on unit for L5300

HEIGHT 30 | 36

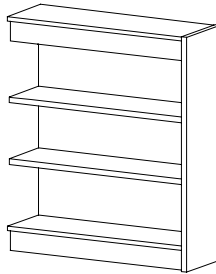
DEPTH 17 | 20 | 24

WIDTH 24 | 30 | 36

CAT. NO L4400

DESCRIPTION Three-Shelf Unit
 • Two adjustable shelves

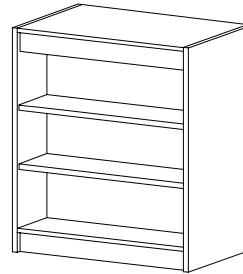
HEIGHT 42 | 48

DEPTH 09 | 10 | 12

WIDTH 25 | 31 | 37

L4450
Three-Shelf Adder
 • Add-on unit for L4400

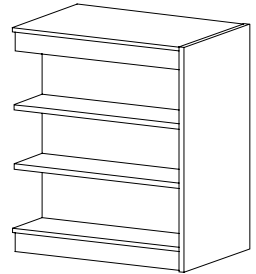
HEIGHT 42 | 48

DEPTH 09 | 10 | 12

WIDTH 24 | 30 | 36

L5400
Double-Sided Three-Shelf Unit
 • Two adjustable shelves

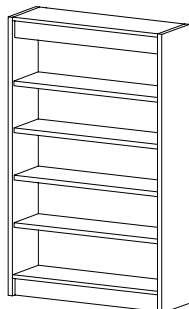
HEIGHT 42 | 48

DEPTH 17 | 20 | 24

WIDTH 25 | 31 | 37

L5450
Double-Sided Three-Shelf Adder
 • Add-on unit for L5400

HEIGHT 42 | 48

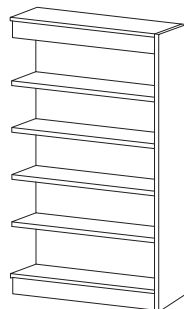
DEPTH 17 | 20 | 24

WIDTH 24 | 30 | 36

CAT. NO L4500

DESCRIPTION Five-Shelf Unit
 • Four adjustable shelves

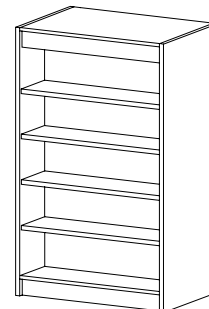
HEIGHT 60

DEPTH 09 | 10 | 12

WIDTH 25 | 31 | 37

L4550
Five-Shelf Adder
 • Add-on unit for L4500

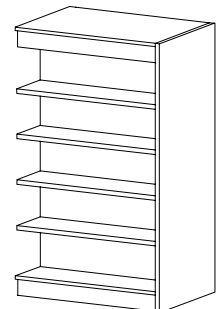
HEIGHT 60

DEPTH 09 | 10 | 12

WIDTH 24 | 30 | 36

L5500
Double-Sided Five-Shelf Unit
 • Four adjustable shelves

HEIGHT 60

DEPTH 17 | 20 | 24

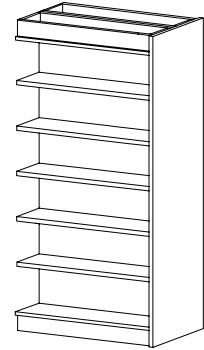
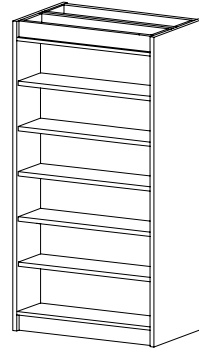
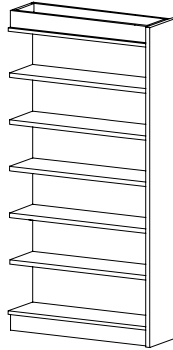
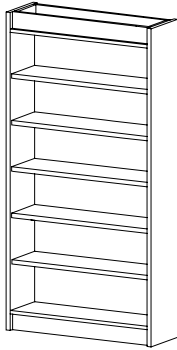
WIDTH 25 | 31 | 37

L5550
Double-Sided Five-Shelf Adder
 • Add-on unit for L5500

HEIGHT 60

DEPTH 17 | 20 | 24

WIDTH 24 | 30 | 36

Library Shelving (cont'd)


CAT. NO **L4600**
DESCRIPTION **Six-Shelf Unit**
 • Five adjustable shelves

HEIGHT 72

DEPTH 09 | 10 | 12

WIDTH 25 | 31 | 37

CAT. NO **L4650**
DESCRIPTION **Six-Shelf Adder**
 • Add-on unit for L4600

HEIGHT 72

DEPTH 09 | 10 | 12

WIDTH 24 | 30 | 36

CAT. NO **L5600**
DESCRIPTION **Double-Sided Six-Shelf Unit**
 • Five adjustable shelves

HEIGHT 72

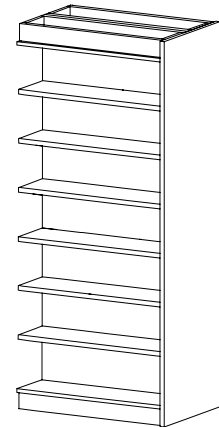
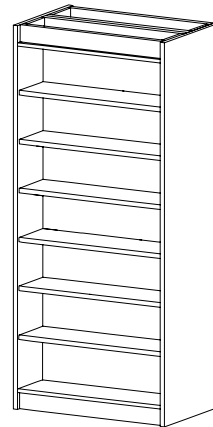
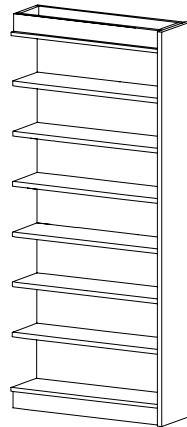
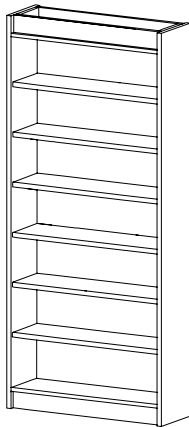
DEPTH 17 | 20 | 24

WIDTH 25 | 31 | 37

CAT. NO **L5650**
DESCRIPTION **Double-Sided Six-Shelf Adder**
 • Add-on unit for L5600

HEIGHT 72

DEPTH 17 | 20 | 24

WIDTH 24 | 30 | 36

CAT. NO **L4700**
DESCRIPTION **Seven-Shelf Unit**
 • Six adjustable shelves

HEIGHT 84

DEPTH 09 | 10 | 12

WIDTH 25 | 31 | 37

CAT. NO **L4750**
DESCRIPTION **Seven-Shelf Adder**
 • Add-on unit for L4700

HEIGHT 84

DEPTH 09 | 10 | 12

WIDTH 24 | 30 | 36

CAT. NO **L5700**
DESCRIPTION **Double-Sided Seven-Shelf Unit**
 • Six adjustable shelves

HEIGHT 84

DEPTH 17 | 20 | 24

WIDTH 25 | 31 | 37

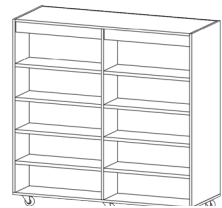
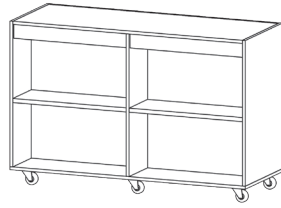
CAT. NO **L5750**
DESCRIPTION **Double-Sided Seven-Shelf Adder**
 • Add-on unit for L5700

HEIGHT 84

DEPTH 17 | 20 | 24

WIDTH 24 | 30 | 36

Library Shelving (cont'd)


CAT. NO **M5340**
DESCRIPTION **Mobile Double-Sided Two-Shelf Unit**
 • One adjustable shelf in height

HEIGHT 30 | 36

DEPTH 20 | 24

WIDTH 61 | 73

CAT. NO **M5440**
DESCRIPTION **Mobile Double-Sided Three-Shelf Unit**
 • 2 adjustable shelves in height

HEIGHT 42 | 48

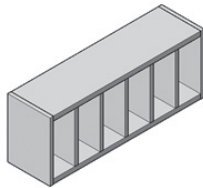
DEPTH 20 | 24

WIDTH 61 | 73

CAT. NO **M5540**
DESCRIPTION **Mobile Double-Sided Five-Shelf Unit**
 • Four adjustable shelves in height

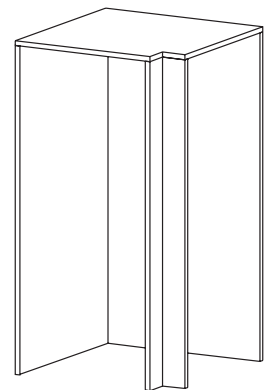
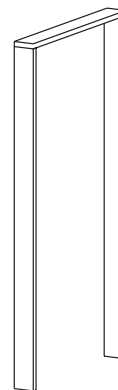
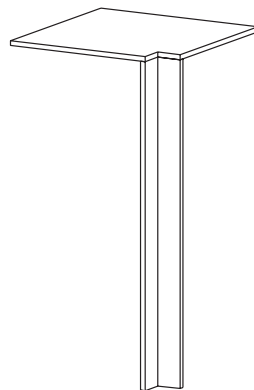
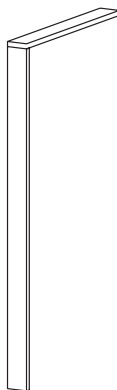
HEIGHT 60

DEPTH 20 | 24

WIDTH 61 | 73

CAT. NO **L9900**
DESCRIPTION **Picture Book Insert**
 • Converts any 12" deep shelf for picture books
 • All 1/2" thick Baltic birch construction

HEIGHT 15

DEPTH 12

WIDTH 24 | 30 | 36

CAT. NO **RL300**
DESCRIPTION **Single Library Scribing Filler**
HEIGHT 30 | 42 | 48 | 60 | 72 | 84

DEPTH 09 | 10 | 12

WIDTH 01-12

CAT. NO **RL350**
DESCRIPTION **Single Library Corner Filler**
HEIGHT 30 | 42 | 48 | 60 | 72 | 84

DEPTH 09 | 10 | 12

WIDTH 01-12

CAT. NO **RL310**
DESCRIPTION **Double Library Scribing Filler**
HEIGHT 30 | 42 | 48 | 60 | 72 | 84

DEPTH 17 | 20 | 24

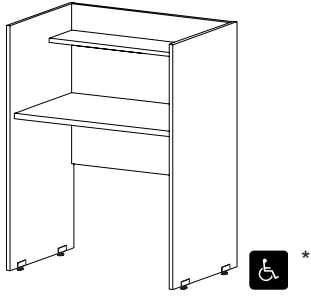
WIDTH 01-12

CAT. NO **RL360**
DESCRIPTION **Double Library Corner Filler**
HEIGHT 30 | 42 | 48 | 60 | 72 | 84

DEPTH 17 | 20 | 24

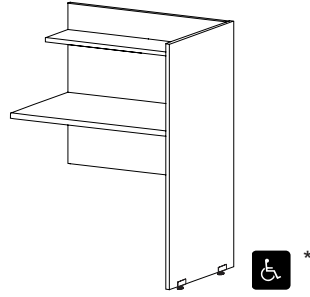
WIDTH 01-12

Study Carrels


CAT. NO **E1000**
DESCRIPTION Individual Study Carrel
 • Overall height 48"

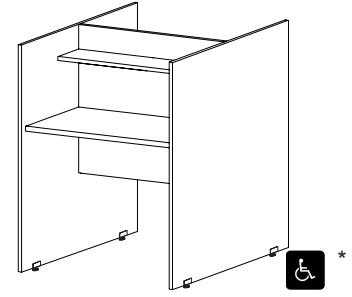
HEIGHT 24 | 30 | 34* (work surface height)

DEPTH 24

WIDTH 30 | 36

E1050
Study Carrel Adder
 • Add-on unit for E1000
 • Overall height 48"

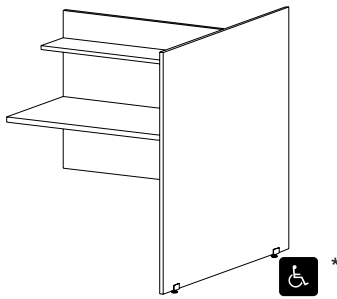
HEIGHT 24 | 30 | 34* (work surface height)

DEPTH 24

WIDTH 30 | 36

E1200
Double-Sided Study Carrel
 • Overall height 48"

HEIGHT 24 | 30 | 34* (work surface height)

DEPTH 48

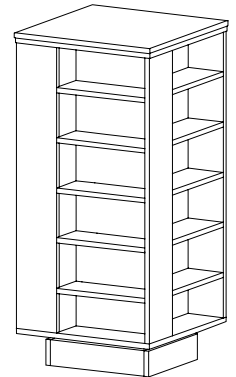
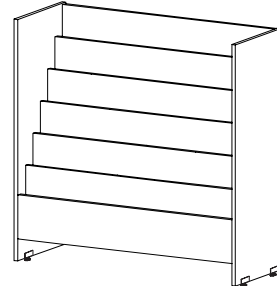
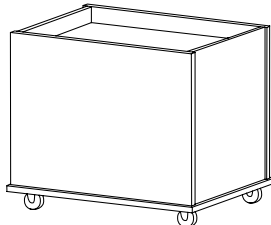
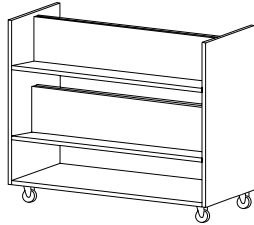
WIDTH 30 | 36

CAT. NO **E1250**
DESCRIPTION Double-Sided Study Carrel Adder
 • Add-on unit for E1200
 • Overall height 48"

HEIGHT 24 | 30 | 34* (work surface height)

DEPTH 48

WIDTH 30 | 36

Organization and Display


CAT. NO **X2240**
DESCRIPTION **Mobile Book Truck**
 • Double sided

HEIGHT 39

DEPTH 17

WIDTH 38

X2260
Depressible Book Truck
 • For use under Circulation Desk
 • Spring-loaded platform to reduce damage

25

21

24

X2140
Periodical Display

48

18

36 | 39 | 42 | 45 | 48

X2300
Revolving Book Display

51

24

24

Library Index

General Information	LB-2		
Library Shelving	LB-3		
L4300 Two-Shelf Unit.....	LB-3	M5340 Mobile Double-Sided Two-Shelf Unit.....	LB-5
L4350 Two-Shelf Adder.....	LB-3	M5440 Mobile Double-Sided Three-Shelf Unit.....	LB-5
L5300 Double-Sided Two-Shelf Unit.....	LB-3	M5540 Mobile Double-Sided Five-Shelf Unit.....	LB-5
L5350 Double-Sided Two-Shelf Adder.....	LB-3	L9900 Picture Book Insert.....	LB-5
L4400 Three-Shelf Unit.....	LB-3	RL300 Single Library Scribing Filler.....	LB-5
L4450 Three-Shelf Adder.....	LB-3	RL350 Single Library Corner Filler.....	LB-5
L5400 Double-Sided Three-Shelf Unit.....	LB-3	RL310 Double Library Scribing Filler.....	LB-5
L5450 Double-Sided Three-Shelf Adder.....	LB-3	RL360 Double Library Corner Filler.....	LB-5
L4500 Five-Shelf Unit.....	LB-3		
L4550 Five-Shelf Adder.....	LB-3	Study Carrels	LB-6
L5500 Double-Sided Five-Shelf Unit.....	LB-3	E1000 Individual Study Carrel.....	LB-6
L5550 Double-Sided Five-Shelf Adder.....	LB-3	E1050 Study Carrel Adder.....	LB-6
L4600 Six-Shelf Unit.....	LB-4	E1200 Double-Sided Study Carrel.....	LB-6
L4650 Six-Shelf Adder.....	LB-4	E1250 Double-Sided Study Carrel Adder.....	LB-6
L5600 Double-Sided Six-Shelf Unit.....	LB-4		
L5650 Double-Sided Six-Shelf Adder.....	LB-4	Organization and Display	LB-7
L4700 Seven-Shelf Unit.....	LB-4	X2240 Mobile Book Truck.....	LB-7
L4750 Seven-Shelf Adder.....	LB-4	X2260 Depressible Book Truck.....	LB-7
L5700 Double-Sided Seven-Shelf Unit.....	LB-4	X2140 Periodical Display.....	LB-7
L5750 Double-Sided Seven-Shelf Adder.....	LB-4	X2300 Revolving Book Display.....	LB-7
		Library Index	LB-8