

Contents

K&V Wall Shelving.....	SH-2
Perimeter and Island Shelving.....	SH-4
Perimeter and Island Shelving Index.....	SH-5

K&V Wall Shelving

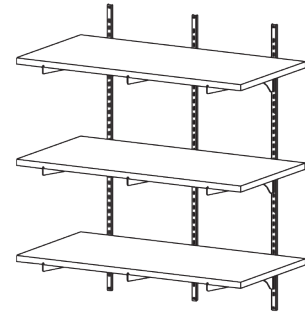
Shelving groups feature:

- Regular and heavy duty anochrome finish standards and brackets (stainless steel and powder coat paint finishes also available)
- See below for shelf material options
- 18"-33"w: 2 standards, 36"-69"w: 3 standards, 72"-95"w: 4 standards

Standard Duty Shelf Groupings

Standard duty shelf groupings include 1" shelves. KV810 brackets and KV800 standards.

Model	Shelf Material	Height	Depth	Width
R2050 No Rail R2051 Single Rail	Wood Veneer High Pressure Laminate Chem Surf Phenolic Resin	1 shelf – 12" h 2 shelves – 24" h 3 shelves – 36" h 4 shelves – 48" h 5 shelves – 60" h 6 shelves – 72" h 7 shelves – 84" h 8 shelves – 96" h	12"-18" (2" increments)	18"-95" (3" increments)

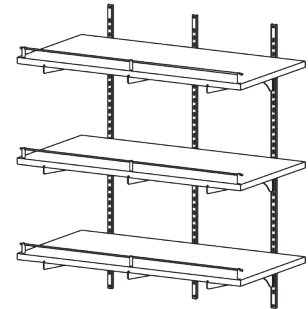


No Rail

Heavy Duty Shelf Groupings

Heavy duty shelf groupings include 1" shelves. KV880 brackets and KV870 standards.

Model	Shelf Material	Height	Depth	Width
R2060 No Rail R2061 Single Rail	Wood Veneer High Pressure Laminate Chem Surf Phenolic Resin	2 shelves – 24" h 3 shelves – 36" h 4 shelves – 48" h 5 shelves – 60" h 6 shelves – 72" h 7 shelves – 84" h 8 shelves – 96" h	12"-24" (2" increments)	18"-95" (3" increments)

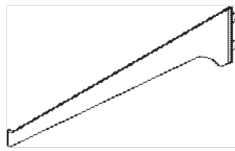


Single Rail

Shelf Only

1" shelf

Model	Shelf Material	Height	Depth	Width
R2040 No Rail R2041 Single Rail	Wood Veneer High Pressure Laminate Chem Surf Phenolic Resin	N/A	12"-24" (2" increments)	18"-95" (3" increments)



CAT. NO **KV810**

DESCRIPTION Bracket
• Anochrome Finish

HEIGHT (Inches) 12-18



KV880

Heavy Duty Bracket
• Anochrome Finish

12-24



KV800

Standard
• Anochrome Finish

12 | 24 | 36 | 48 | 72 | 84 | 96



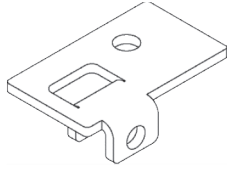
KV870

Heavy Duty Standard
• Anochrome Finish

24 | 36 | 48 | 60 | 72 | 84 | 96

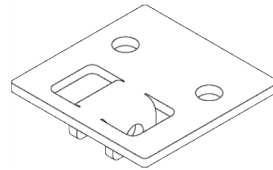
Note: R2050 and R2060 include the specified number of shelves and hardware to make up the assembly. You must order R2040 shelves and the desired brackets and standards individually if you need a different shelf quantity than those indicated for the R2050 and R2060 assemblies.

K&V Wall Shelving

**CAT. NO** **KV210**

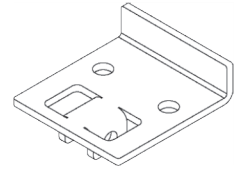
DESCRIPTION **Bracket**

- Used with model number KV880
- Anochrome Finish

**CAT. NO** **KV211**

DESCRIPTION **Bracket**

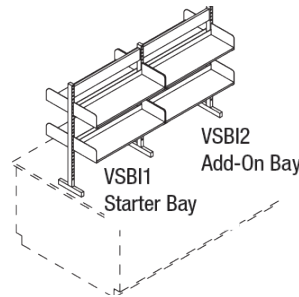
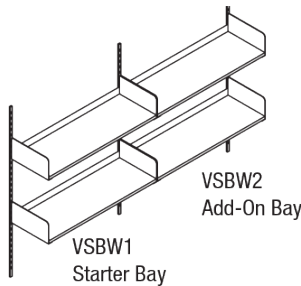
- Used with model number KV880
- Anochrome Finish

**CAT. NO** **KV212**

DESCRIPTION **Bracket**

- Used with model number KV880
- Anochrome Finish

Perimeter and Island Shelving



Shelving components are fabricated from metal with an epoxy powder coat finish. The standard color is black. Shelf material must be specified. Shelves are available in wood with a chemical resistant finish, plastic laminate and phenolic resin (see countertop section for plastic laminate and phenolic resin material descriptions).

Shelves are adjustable in 25mm (1") increments. Each shelf has a full length angle to reinforce the shelf and provide a raised lip at the back.

CAT. NO **VSBW1 (Starter Bay)**
VSBW2 (Add-on Bay)

DESCRIPTION 2 Tier, Wall Mounted Shelving

CAT. NO **VSBI1 (Starter Bay)**
VSBI2 (Add-on Bay)

DESCRIPTION 2 Tier, Double Sided
Bench Top Island Shelving

INCHES

HEIGHT 48

48

DEPTH 12

26

WIDTH 36

36

MM

HEIGHT 1219

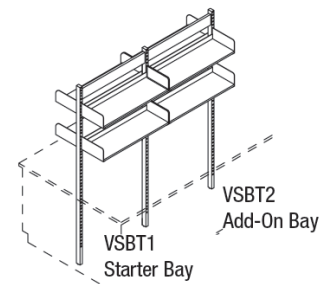
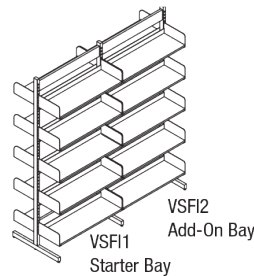
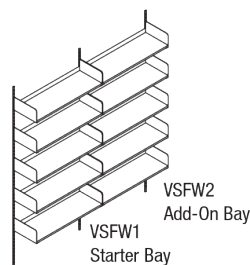
1219

DEPTH 305

660

WIDTH 914

914



CAT. NO **VSFW1 (Starter Bay)**
VSFW2 (Add-on Bay)

DESCRIPTION 5 Tier, Wall Mounted Adjustable
Shelving

CAT. NO **VSF1 (Starter Bay)**
VSF2 (Add-on Bay)

DESCRIPTION 5 Tier, Double Sided, Freestanding
Adjustable Shelving

CAT. NO **VSBT1 (Starter Bay)**
VSBT2 (Add-on Bay)

DESCRIPTION 2 Tier, Double Sided, Bench Mounted
Adjustable Shelving

INCHES

HEIGHT 84

84

DEPTH 12

26

WIDTH 36

36

MM

HEIGHT 2134

2134

DEPTH 305

660

WIDTH 914

914

84

26

36

2134

660

914

Perimeter & Island Shelving Index

K&V Wall Shelving.....	SH-2
KV810 Bracket.....	SH-2
KV880 Heavy Duty Bracket.....	SH-2
KV800 Standard.....	SH-2
KV870 Heavy Duty Standard.....	SH-2
KV210 Bracket.....	SH-3
KV211 Bracket.....	SH-3
KV212 Bracket.....	SH-3
Perimeter and Island Shelving.....	SH-4
VSBW1 2 Tier, Wall Mounted Shelving.....	SH-4
VSBW2 2 Tier, Wall Mounted Shelving.....	SH-4
VSBI1 2 Tier, Double Sided Bench Top Island Shelving.....	SH-4
VSBI2 2 Tier, Double Sided Bench Top Island Shelving.....	SH-4
VSFW1 5 Tier, Wall Mounted Adjustable Shelving.....	SH-4
VSFW2 5 Tier, Wall Mounted Adjustable Shelving.....	SH-4
VSFI1 5 Tier, Double Sided, Freestanding Adjustable Shelving.....	SH-4
VSFI2 5 Tier, Double Sided, Freestanding Adjustable Shelving.....	SH-4
VSBT1 2 Tier, Double Sided, Bench Mounted Adjustable Shelving.....	SH-4
VSBT2 2 Tier, Double Sided, Bench Mounted Adjustable Shelving.....	SH-4